

# BRING A BOOK TO LIFE THROUGH INNOVATIVE IMAGININGS



by Elise Ellerman




**The Yellow Hat**  
the benefits

## POSITIVES

### TREASURED MEMORIES

MEMORIES ARE SPECIAL MOMENTS THAT TELL OUR STORY



Create a memory box for a character (could be themed). Include three items. Possibilities could be:

- a charm that represents a significant event in the character's life
- a letter from another character in the book
- a memento from a meaningful place to the character
- a ticket.

Use your knowledge of the character to create a ticket for a concert, movie or place that you think the character would enjoy.



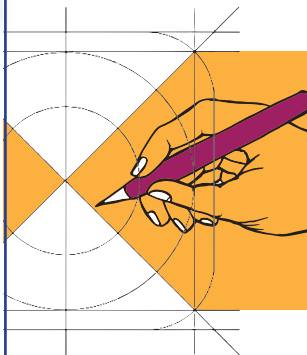
**The Black Hat**  
critic, weak points, negatives

## NEGATIVES

### DESIGN A CONCEPT FOR A NEW APP

Design a concept for a new app that would help solve a problem, or could make life easier, or more enjoyable for a character in your book.

You are not required to actually create the app.



**The Green Hat**  
possibilities, alternatives, new ideas

## CREATIVE

### YOUR STARRING ROLE

Picture yourself in a scene in a story you have read. Consider how your presence, actions and attitudes could change the plot. Possible ways to present this:


- A flow chart to depict the changed course of events if you were in the story.
- Prepare a comic strip presenting the revised scene.
- Create thought bubble/s whereby one or several speech bubbles are drawn (consider shape, type and colour). Inside them include text and/or symbols to share what you think you would feel in the revised scene.



**The Red Hat**  
related to feelings and intuition

## FEELINGS

### DESIGNERS WANTED



Your design expertise is required! One of the characters from a book you have read is seeking your assistance to design some bespoke (custom made) pieces for them.

You are required to design two of the following:

- a piece of jewellery
- an accessory
- a set of clothing
- a sculpture or piece of art.

Consider your character's personality, taste (such as favourite colour) as well as what is special to them.

Use this (as well as other relevant information about the character) to design your pieces.

For each creation, include a written piece explaining your choices and what it reflects about the character.



**The White Hat**  
information and facts

## FACTS

### BRING IT TO LIFE AND CREATE A BOOK BENTO

A book bento is where you either:

- Photograph a book cover with at least four objects placed around it that represent something relating to the theme, setting or characters in the book. Consider the background and variety of objects; or

- Create a digital interactive book bento. A thinglink subscription could be used for this. Thinglink includes features to add graphics, text, links and video to images (objects in the book bento), for example, click on the book cover for a synopsis, click on the background which might be a map or sand to learn about the significance that could relate to the setting.



**The Blue Hat**  
managing the thinking process

## THINKING

### UNIQUE OPPORTUNITY: THE WAX MUSEUM NEEDS YOU



Your local wax museum is opening a new section, 'Book Characters in Wax'. They are looking for inspiring, well-known or influential book characters. They are calling for submissions. Your submission needs to include:

- A look a like version of the character. This could be created digitally, or a photograph of you dressed up as the character or sew or sculpt a piece to resemble a character.
- A monologue in the role of the character (script and/or audio). Include the character's experiences, thoughts and lessons learnt. How does the character wish to be remembered.